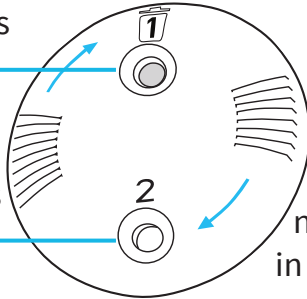


SDS 4 User Guide

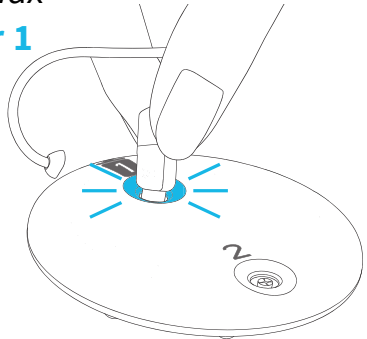
Used earwax guards are disposed here



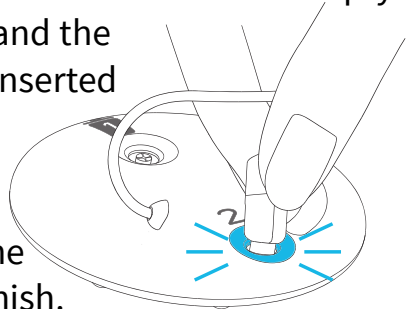
New earwax guards are stored here

Rotate to expose new earwax guard in **chamber 2**

- A.** To dispose of the used earwax guard: first ensure **chamber 1** is empty. Then press the receiver in until it “clicks” – this will remove the used earwax guard



- B.** Ensure the receiver is empty and a new earwax guard is visible in **chamber 2**. Press the empty receiver into **chamber 2** and the earwax guard should be inserted into the receiver



- C.** Reattach the silicone dome onto the receiver to finish.